

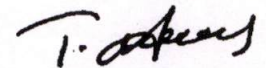
TEEGALA KRISHNA REDDY ENGINEERING COLLEGE
 16-2-751/A/31/C, Asmangadh, Malakpet, Hyderabad - 500 036
 Provisional Statement Of Affairs as on 31 March 2023

PARTICULARS	SCH. NO	Amount(Rs) As on 31-Mar-23	Amount(Rs) As on 31-Mar-22
<u>I. SOURCES OF FUNDS</u>			
Corpus Fund		12,729,844	12,729,844
Reserves and Surplus	A	92,695,736	80,636,015
Secured Loans	B	-	-
Unsecured Loans	C	-	-
Current Liabilities	D	281,597,990	223,560,571
Total		387,023,570	316,926,430
<u>II. APPLICATION OF FUNDS</u>			
Fixed Assets			
Gross Block	E	264,448,694	251,511,739
Less: Depreciation		153,455,800	140,750,912
Net Block		110,992,894	110,760,827
Current Assets			
Cash and Bank Balances	F	4,896,169	36,633,277
Loans & Advances		271,031,605	169,432,326
Deposits		102,902	100,000
		276,030,676	206,165,603
Total		387,023,570	316,926,430
Notes forming part of the Accounts	M	-	-

For T.K.R. Educational Society



T.Harinath Reddy
Secretary




T.Amarnath Reddy
Treasurer


TEEGALA KRISHNA REDDY ENGINEERING COLLEGE
16-2-751/A/31/C, Asmangadh, Malakpet, Hyderabad - 500 036
Provisional Income & Expenditure Account for the Year Ended 31st March, 2023

PARTICULARS	SCH. NO	Amount(Rs)	Amount(Rs)
		As on 31-Mar-23	As on 31-Mar-22
<u>I.INCOME</u>			
· Fee Received	G	267,155,000	208,920,000
Other Income	H	11,047,445	8,365,875
Total Income		278,202,445	217,285,875
<u>II.EXPENDITURE</u>			
Staff Costs	I	192,149,396	173,630,748
College Maintenance Costs	J	11,686,701	20,870,585
Interest and Bank Charges	K	5,714,649	1,851,676
Other Expenses	L	43,887,090	26,538,057
Depreciation	E	12,704,888	10,654,640
Total Expenditure (II)		266,142,724	233,545,706
Excess of Income over Expenditure (I - II)		12,059,721	(16,259,831)
Add: Brought Forward Profit		96,588,184	112,848,015
Profit Before Tax		108,647,905	96,588,184
Less: Provision for Tax		-	-
Profit Carried Over to Balance Sheet		108,647,905	96,588,184

For T.K.R. Educational Society




T.Harinath Reddy
Secretary


T.Amarnath Reddy
Treasurer

TEEGALA KRISHNA REDDY ENGINEERING COLLEGE
 16-2-751/A/31/C, Asmangadh, Malakpet, Hyderabad - 500 036
Provisional Schedules Forming Part Of Statement of Affairs As On 31-03-2023

Particulars	Amount	Amount
	31-Mar-23	31-Mar-22
Schedule : A - Reserves & Surplus		
Opening Balance		
Excess of Income over Expenditure for the year	80,636,015	96,895,846
	12,059,721	(16,259,831)
	92,695,736	80,636,015
Schedule : B - Secured Loans		
Karur Vysya Bank - Term Loan		
Total Secured Loans	-	-
	-	-
Schedule : C - Unsecured Loans		
Caution Deposits from Students		
	-	-
Total Unsecured Loans	-	-
	-	-
Schedule : D - Current Liabilities		
Sundry Creditors for Supplies & Expenses		
Audit Fee Payable		
Branches & Divisions	35,400	35,400
D A Payable	52,353,130.00	
Electricity Charges Payable	-	-
ESI Payable	-	-
PF Payable	3,519	3,448
Professional Tax Payable	33,076	32,270
Salaries Payable	82,550	46,150
Sundry Creditors	216,830,531	216,801,001
TDS Payable	11,556,938	5,676,632
JNTU Exam Fee payable	641,146	943,792
JNTU Advance Supply Fee payable	-	-
Exam Remuneration Payable	-	-
Telephone charges payable	61,700	21,878
Scholarships Refundable	-	-
	-	-
Total Current Liabilities	281,597,990	223,242,046

TEEGALA KRISHNA REDDY ENGINEERING COLLEGE
 16-2-751/A/31/C, Asmangadh, Malakpet, Hyderabad - 500 036
 Provisional Schedules Forming Part Of Statement of Affairs As On 31-03-2023

Particulars	Amount	Amount
	31-Mar-23	31-Mar-22
Schedule : F - Current Assets		
Deposits		
Deposit with AICTE	-	-
FDR's in KVB	102,902	100,000
FDR's in Andhra Bank	-	-
Interest Accrued on Fixed Deposits	-	-
Total Deposits	102,902	100,000
Cash and Bank Balances		
Cash-in-Hand	119,689	44,088
Bank Accounts		
Andhra Bank A/c No. 946	-	-
Andhra Bank A/c.169	-	2,198,417
Andhra Bank (IIPC) - 81899	-	31,874,857
Karur Vysya Bank - 654	951	951
South Indian Bank - 00003	370,118	654,085
South Indian Bank - 000123	-	-
Karur Vysya Bank - SB - 7916	16,623	16,624
South Indian Bank - 00104	4,175,514	1,837,898
UBI-134112010001203	6,497	6,357
UBI-134112010001204	101,378	-
	105,399	-
Total Cash and Bank Balances	4,896,169	36,633,277
Loans & Advances		
Branches & Divisions	-	42,114,886
Fee Receivable (Including Scholarships Receivable)	270,850,999	127,140,507
Income Tax Refun Receivable	31,226	31,226
TDS Receivable	149,380	145,707
Loans & Advances	-	-
Insurance Premium	-	-
Salary Advances	-	-
	-	-
Total Loans & Advances	271,031,605	169,432,326

TEEGALA KRISHNA REDDY ENGINEERING COLLEGE
 16-2-751/A/31/C, Asmangadh, Malakpet, Hyderabad - 500 036
Provisional Schedules Forming Part of Profit & Loss A/c for the year ending 31-03-2023

Particulars	Amount	Amount
	31-Mar-23	31-Mar-22
<u>Schedule : G - Direct Income</u>		
Scholarships Received	106,171,000	92,116,100
Fees Received	160,984,000	116,803,900
	267,155,000	208,920,000
<u>Schedule : H - Indirect Income</u>		
Interest Received	46,801	64,502
Other Income	11,000,644	8,301,373
	11,047,445	8,365,875
<u>Schedule : I - Staff Costs</u>		
Salaries	191,809,043	173,422,740
Staff Welfare	340,353	208,008
	192,149,396	173,630,748
<u>Schedule : J - College Maintenance Costs</u>		
Computer Maintenance Charges	449,965	2,803,197
College Maintenance	1,374,573	4,657,347
House Keeping Expense	1,500,300	1,025,000
Lab Chemicals	336,438	323,663
Office Expenses	40,881	1,983,670
JNTU Fee	4,489,400	8,224,536
Other Fees Paid	3,206,894	1,755,172
Fee Repayments	288,250	98,000
	11,686,701	20,870,585
<u>Schedule : K - Finance Charges</u>		
Bank Charges	298,714	73,438
Interest on Secured Loans	4,869,952	1,121,003
Interest on Vehicle Loans	541,123	302,725
Other Interest & Loan Processing Charges	4,860	354,510
Total Finance Costs	5,714,649	1,851,676

TEEGALA KRISHNA REDDY ENGINEERING COLLEGE
 16-2-751/A/31/C, Asmangadh, Malakpet, Hyderabad - 500 036
Provisional Schedules Forming Part of Profit & Loss A/c for the year ending 31-03-2023

Particulars	Amount	Amount
	31-Mar-23	31-Mar-22
Schedule : L - Other Expenses		
Administrative Expenses	316,000	321,525
Audit Fee		
Advertisement Expenses	35,400	35,400
Consultancy / Remuneration to staff	269,736	258,916
Conveyance	365,600	446,921
Donations & Subscriptions	63,023	29,780
Electricity Charges	130,110	761,317
Honorarium	3,946,760	2,920,873
ESI Employer Contribution	34,610	-
Insurance Expenses	62,170	50,393
Newspapers & Periodicals	920,783	641,550
Printing & Stationery	30,983	20,800
Professional Charges	1,859,226	882,088
PF Admin Charges	3,046,851	2,078,566
Income Tax Return Filling Charges	21,865	14,996
PF Employer's Contribution	-	18,788
Postage, Telephone & Internet	125,044	118,343
R&D Expenditure	312,202	244,433
Rent, Rates & Taxes & Penalties	1,657,935	1,507,214
Repairs & Maintenance	27,239,261	2,041,450
Repairs to Building	232,616	7,631,993
Travelling Expenses	-	4,186,405
Vehicle Maintenance Expenses	540,986	-
Creditores Debit & Credit Written off	2,675,929	2,326,306
Total Other Expenses	43,887,090	26,538,057

S.NO	Description of the Asset	GROSS BLOCK				DEPRECIATION				NET BLOCK	
		Gross Block as on 01/04/2022		Gross Block as on 31/03/2023		Rate	Upto 01/04/2022	Current Year	Upto 31/03/2023	As on 31/03/2023	As on 31/03/2023
		More than 180 days	Less than 180 days	Deletions	Deletions						
1	Land	-	-	-	0%	-	-	-	-	-	-
2	Buildings	136,829,067	-	136,829,067	5%	57,340,960	3,974,405	61,315,365	75,513,702	79,413,702	
3	Computers	34,130,825	-	43,029,905	40%	25,373,676	5,555,868	30,929,544	12,100,361	8,700,361	
4	Server	-	1,365,960	-	40%	-	-	-	-	-	
5	UPS	-	3,023,534	3,023,534	40%	3,022,987	219	3,023,206	328	328	
6	Furnitures & Fixtures	17,705,390	336,595	19,372,878	10%	12,054,895	665,254	12,720,149	6,652,729	5,662,729	
7	Lab Equipments	24,674,228	2,000	24,676,228	15%	17,886,168	1,018,509	18,904,677	5,771,551	6,700,551	
8	Sports Equipments	673,940	-	673,940	15%	454,981	32,844	487,825	186,115	21,115	
9	Office Equipments	8,294,143	46,560	9,356,598	15%	5,371,375	521,591	5,892,966	3,463,632	2,900,632	
10	Vehicles	5,129,924	156,832	5,129,924	15%	4,699,502	64,563	4,764,065	365,859	43,859	
11	Library	11,691,272	1,000,000	11,997,204	15%	9,189,547	409,966	9,599,513	2,397,691	2,500,691	
12	Computer Software	5,510,994	-	6,510,994	40%	5,356,821	461,669	5,818,490	692,504	15,000	
13	Mast Lights	-	-	-	10%	-	-	-	-	-	
14	Capital Work in Progress	3,848,423	-	3,848,423	0%	-	-	-	3,848,423	3,848,423	
	Total	251,511,739	2,907,947	264,448,694		140,750,912	12,704,888	153,455,800	110,992,894	110,760,894	